



New Release/Enhancements

5.4.13

Processing Times

I-FRAMES SPEED ENHANCEMENTS!

Function: Increased efficiency when loading the I-Frames!



The screenshot displays the Club Caddie system interface for Bushwood Golf Club. The top navigation bar includes the date (Friday, 23 Feb 2024), time (03:14 PM), a 'Switch Course' button, and various status indicators (1 Sessions, 2 Rounds, \$ 592.02, Nicole). Below the navigation bar are icons for REGISTER, TEE SHEET, STARTER SHEET, ACTIVITIES, VENUE MANAGER, EVENTS, ON DEMAND, CUSTOMERS, VOUCHERS, SALES, and REPORTS. The main content area is titled 'Bushwood Golf Club' and features a sidebar with navigation options: SP Integrations, Class Management, Activity Center, Class Rate Management, Course User Info, Day End Closing, Floor Plan, General Course Info., Floor Plan Templates, I-Frames (highlighted), Inventory Center, Manage Roles, Membership Settings, Payroll Center, and QuickBooksIntegration. The 'I-FRAMES' section is expanded, showing a table with columns for Name, Course Name, and Url. The table lists various I-Frame views such as Tee Time, Event, Membership, Help, Bulletin Board, Voucher Lookup, Voucher Sales, Membership Sales, Activities, Punch Cards, My Tee Times, My Activities, and Customer Portal login options. The footer of the interface includes 'Powered by Club Caddie', 'Pro Shop 1', and system information (v5.4.13.2@CC17 | 64 Bit).

Name	Course Name	Url
Tee Time	Bushwood GC - Main 18	https://apimanager-cc17.clubcaddie.com/webapi/view/dagidab
Tee Time	DELTA 9	https://apimanager-cc17.clubcaddie.com/webapi/view/bfdtab
Event	-	https://apimanager-cc17.clubcaddie.com/events/view/eiadcaab
Membership	-	https://membership-cc17.clubcaddie.com/login?clubid=22985
Help	-	https://support.clubcaddie.com/portal/kb/clubcaddieguides
Bulletin Board	-	https://apimanager-cc17.clubcaddie.com/posts/view/eiadcaab
Voucher Lookup	-	https://apimanager-cc17.clubcaddie.com/vouchers/lookup/eiadcaab
Voucher Sales	-	https://apimanager-cc17.clubcaddie.com/vouchers/sale/eiadcaab
Membership Sales	-	https://apimanager-cc17.clubcaddie.com/membership_sales/view/eiadcaab
Activities	-	https://apimanager-cc17.clubcaddie.com/activities/view/eiadcaab
Punch Cards	-	https://apimanager-cc17.clubcaddie.com/punchcards/view/eiadcaab
My Tee Times	-	https://apimanager-cc17.clubcaddie.com/MyTeeTimes/view/eiadcaab
My Activities	-	https://apimanager-cc17.clubcaddie.com/MyActivities/view/eiadcaab
Customer Portal - Member login	-	https://customer-cc17.clubcaddie.com/login?clubid=22985
Customer Portal - Customer login	-	https://customer-cc17.clubcaddie.com/customer-login?clubid=22985
Customer Portal - X-Golf login	-	https://customer-cc17.clubcaddie.com/xgolf-login?clubid=22985

Processing Times

SYSTEM SPEED ENHANCEMENTS!!!

Function: Increased efficiency when loading the Activities Module and using Pull Tabs in the Register.



Processing Times

CLOVER PROCESSING SPEED ENHANCEMENTS

Function: Faster transaction processing times, more intuitive UI in the POS when signing and/or tipping on the clover hardware



Membership Portal

TOP AND BOTTOM BANNERS FOR THE “VIEW LIVE TEE SHEET”

Navigate to: Settings → I-Frames → I-Frame Banners → Click Add Banner → Under Placement Identifier = “Member Portal Tee Sheet Bottom Banner” or Member Portal Tee Sheet Top Banner. Any notes that are added here will show in the Member Portal → “View Live Tee Sheet” section

Function: Allows users to enter custom header and footers that will display at the top and bottom of the member portal tee sheet booking view within the iframe. Provides additional customization Users can showcase branding, links, announcements, or any other content they want members/customers booking tee times to see.

BANNER ID	PLACEMENT IDENTIFIER	PUBLISH START DATE	PUBLISH END DATE	ACTION
7	ActivitiesTopBanner	26 Apr 2022	13 Jan 2024	⋮
10	ActivitiesBottomBanner	13 Jun 2022	02 Nov 2022	⋮
12	MemberPortalReservedTeeTimesTopBanner	01 Feb 2024	01 Mar 2024	⋮
14	MemberPortalReservedTeeTimesBottomBanner	01 Feb 2024	29 Feb 2024	⋮
19	TeeTimesBottomBanner	13 Jan 2023		⋮
20	MemberPortalBookTeeTimeTopBanner	18 Dec 2023	20 Dec 2023	⋮
22	MemberPortalTeeSheetBanner	01 Feb 2024	29 Feb 2024	⋮

BUSHWOOD GOLF CLUB

Hi Quinn [Logout](#)

View Live Tee Sheet

VIEW BY: Date 02/23/2024

Bushwood GC - Main 18

CREATE CUSTOM HEADERS!

6:00 AM				
6:10 AM				

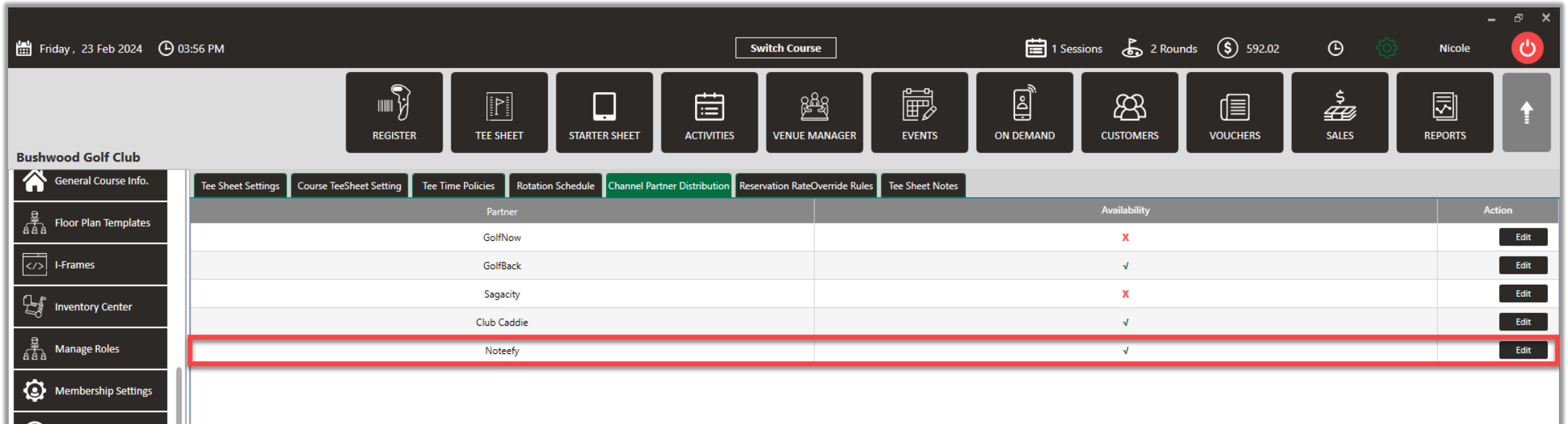
Channel Partner Distribution

NOTEIFY AS A CHANNEL PARTNER

Navigate to: Settings → Tee Sheet Settings → Channel Partner Distribution, there is a new option for Noteefy



Function: There is a new option in the Channel Partner Distribution options for Noteefy (this would only be applicable for facilities that also use the Noteefy software solution).



The screenshot shows the management interface for Bushwood Golf Club. At the top, there is a navigation bar with a 'Switch Course' button and various status indicators (1 Sessions, 2 Rounds, \$ 592.02, Nicole). Below this is a row of icons for different functions: REGISTER, TEE SHEET, STARTER SHEET, ACTIVITIES, VENUE MANAGER, EVENTS, ON DEMAND, CUSTOMERS, VOUCHERS, SALES, and REPORTS. The main content area is titled 'Bushwood Golf Club' and contains a sidebar with options like General Course Info, Floor Plan Templates, I-Frames, Inventory Center, Manage Roles, and Membership Settings. The main content area has a sub-navigation bar with options: Tee Sheet Settings, Course TeeSheet Setting, Tee Time Policies, Rotation Schedule, Channel Partner Distribution (highlighted), Reservation RateOverride Rules, and Tee Sheet Notes. Below this is a table with columns for Partner, Availability, and Action. The 'Noteefy' partner is highlighted with a red box.

Partner	Availability	Action
GolfNow	X	Edit
GolfBack	✓	Edit
Sagacity	X	Edit
Club Caddie	✓	Edit
Noteefy	✓	Edit