



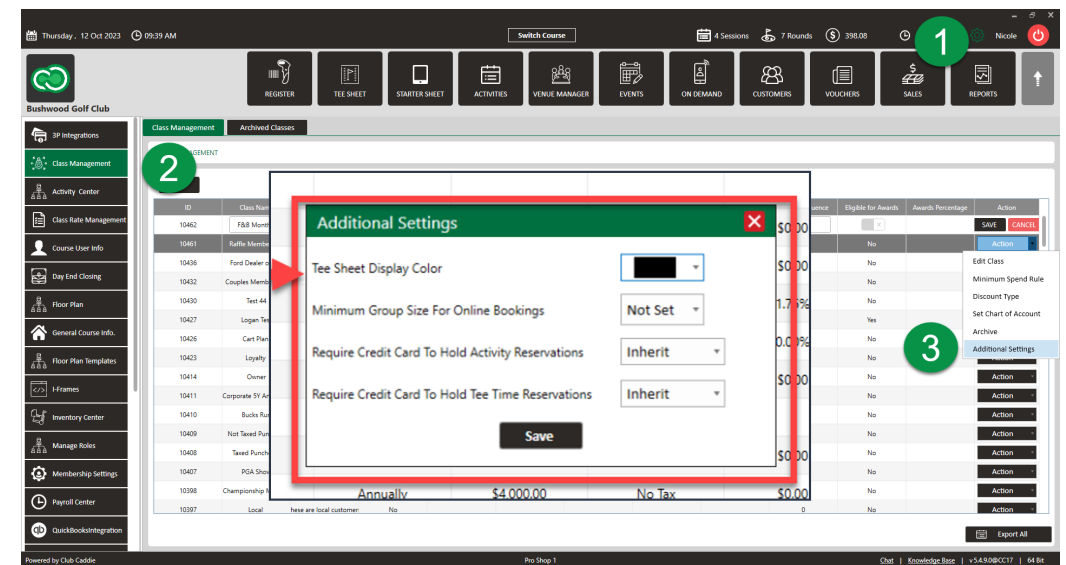
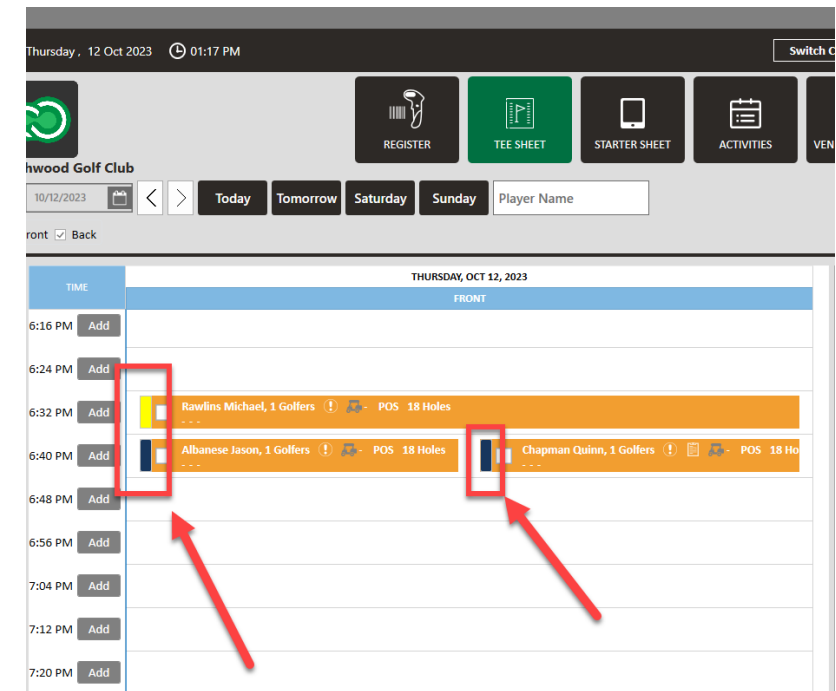
New Release/Enhancements

**5.4.9**

# TEE SHEET COLOR-CODING BY CLASS

**Navigate to:** Settings > Class Management > Action > Additional Settings > Tee Sheet Display Color

**Function:** Whenever a Class Rate is booked on the Tee Sheet, the color of that corresponding class will be displayed directly to the left of the Tee Time Booking on the Tee Sheet.



# ONLINE PREPAYMENT BY CLASS

**Function:** Now, there is an option to require prepayment for online Bookings. This enables operators to have more flexibility with their Customers/Members.

**Example:** A Non-Member Class such as “Senior” may need to prepay in full online, but a “Full Golf Member” may not need to prepay in full when making an online booking.

**Note:** If **Inherit** is selected, it will default to the global tee sheet setting.

**Navigate to:** Settings > Class Management > Additional Settings

ID	Class Name	Description	Is Member	Due Type	Due Amount (\$)	Tax Group	Processing Fee	Enable Online Sale	Display Sequence	Eligible for Awards	Awards Percentage	Action
10462	F&B Monthly		No				0.00	No	0	No		Action
10461	Raffle Membership		Yes				0.00	No	0	No		Action
10436	Ford Dealer of WA	FD	No				0.00	Yes	0	No		Action
10432	Couples Member Test		Yes				0.00	No	0	No		Action
10430	Test 44	44	Yes				0.00	No	0	No		Action
10427	Logan Test		Yes				0.00	Yes	0	Yes		Action
10426	Cart Plan		Yes				0.00	No	0	No		Action
10423	Loyalty	Test	Yes				0.00	No	0	No		Action
10414	Owner	Owner	No				0.00	No	0	No		Action
10411	Corporate 5Y Annual Hi		Yes	Annually	\$15,000.00	No Tax	\$0.00	No	0	No		Action
10410	Bucks Run	Annual	Yes	Annually	\$4,000.00	No Tax	\$0.00	No	0	No		Action
10409	Not Taxed Punchard		Yes	Annually	\$0.00	No Tax	\$0.00	No	0	No		Action
10408	Taxed Punchard		Yes	Annually	\$5.00	Sales	\$0.00	No	0	No		Action
10407	PGA Show		No				0.00	No	0	No		Action
10398	Championship Monthly	All Access	Yes	Monthly	\$500.00	No Tax	\$0.00	No	0	No		Action
10397	Local	these are local customer	No				0.00	No	0	No		Action

**Additional Settings**

Tee Sheet Display Color: [Color Picker]

Minimum Group Size For Online Bookings: [Not Set]

Require Credit Card To Hold Activity Reservations: [Inherit]

Require Credit Card To Hold Tee Time Reservations: [Inherit, True, False]

[Save]

# RATE MAP ON TEE SHEET

Navigate to: Tee Sheet > Left Hand Side

**Function:** A new tool in the Tee Sheet that allows employees to see the minimum and maximum Rack Rates for every Tee Time. This Rate Map can also be filtered with the drop-down for individual Classes so the minimum and maximum Class Rates will be displayed.

**Example:** This feature is ideal for facilities that use dynamic pricing. It also lets you quote rates directly, without needing to access the tee time.

Friday, 20 Oct 2023 11:18 AM Switch Course

REGISTER TEE SHEET STARTER SHEET ACTIVITIES VENUE MANAGER

Bushwood Golf Club

View 10/20/2023 Today Tomorrow Saturday Sunday Player Name Sort By

Front  Back

Rate Map

Show Rack Rate

Time	9 Holes MinRate	9 Holes MaxRate	18 Holes MinRate	18 Holes MaxRate
06:00 AM	20.00	40.00	30.00	100.00
06:08 AM	20.00	40.00	30.00	100.00
06:16 AM	20.00	40.00	30.00	100.00
06:24 AM	20.00	40.00	30.00	100.00
06:32 AM	20.00	40.00	30.00	100.00
06:40 AM	20.00	40.00	30.00	100.00
06:48 AM	20.00	40.00	30.00	100.00
06:56 AM	20.00	40.00	30.00	100.00
07:04 AM	20.00	40.00	30.00	100.00
07:12 AM	20.00	40.00	30.00	100.00
07:20 AM	20.00	40.00	30.00	100.00
07:28 AM	20.00	40.00	30.00	100.00
07:36 AM	20.00	40.00	30.00	100.00
07:44 AM	20.00	40.00	30.00	100.00
07:52 AM	20.00	40.00	30.00	100.00
08:00 AM	20.00	40.00	30.00	100.00
08:08 AM	20.00	40.00	30.00	100.00
08:16 AM	20.00	40.00	30.00	100.00
08:24 AM	20.00	40.00	30.00	100.00
08:32 AM	20.00	40.00	30.00	100.00
08:40 AM	20.00	40.00	30.00	100.00
08:48 AM	20.00	40.00	30.00	100.00
08:56 AM	20.00	40.00	30.00	100.00
09:04 AM	20.00	40.00	30.00	100.00
09:12 AM	20.00	40.00	30.00	100.00
09:20 AM	20.00	40.00	30.00	100.00
09:28 AM	20.00	40.00	30.00	100.00
09:36 AM	20.00	40.00	30.00	100.00
09:44 AM	20.00	40.00	30.00	100.00
09:52 AM	20.00	40.00	30.00	100.00
10:00 AM	20.00	40.00	30.00	100.00
10:08 AM	20.00	40.00	30.00	100.00

FRONT

11:20 AM Add

11:28 AM Add Albanese Jason, 1 Golfers ✓ 11:40 AM Senior Rate, 1 Golfers Players Card 50% Off, 1

11:36 AM Add

11:44 AM Add maint block

11:52 AM Add

12:00 PM Add

12:08 PM Add McCarragher Michael, 1 Golfers ✓ 12:38 PM POS 12 18 Holes

12:16 PM Add Albanese Jaso Players Card 5 Players Card 5 Players Card 5

12:24 PM Add Players Card 5 Players Card 5 Players Card 5 Players Card 5

12:32 PM Add Players Card 5 Players Card 5 Players Card 5 Players Card 5

12:40 PM Add Senior Rate, 1 Players Card 5 Players Card 5 Players Card 5

12:48 PM Add Albanese Jason, 1 Golfers Senior Rate, 1 Golfers Senior Rate, 1 Golfers

12:56 PM Add

Powered by Club Caddie Pro Shop 1

The screenshot shows the 'Add Inventory' form with several fields circled in red to indicate they are mandatory. These fields include: Department\*, Sub Department\*, Category\*, Type\*, Item\*, Item Cost\*, Sale Price\*, and Floor Price\*. A red box at the bottom left contains the text 'Fields marked with \* are mandatory'. The form also includes tabs for Details, Modifiers, Setup Combo, Pricing Schedule, and Inventory Barcode, and buttons for Save, Print Barcode, and Close.

This screenshot shows the same 'Add Inventory' form, but with a 'Club Caddie' popup dialog box overlaid. The dialog box contains a warning icon and a list of required actions: '- Select Department', '- Select Sub Department', '- Select Category', '- Enter Item Quantity', '- Enter Valid Item Cost', '- Enter Valid Sale Price', and '- Enter Valid Floor Price'. A red arrow points from the 'Add' button in the background to the dialog box. The dialog box has an 'OK' button at the bottom.

# INVENTORY ENHANCEMENTS

**Navigate to:** Register > Tools > Add Inventory  
OR

**Navigate to:** Settings > Inventory Center > Add Item or View/Edit

When selecting Add Inventory, we have removed unnecessary fields in the Inventory popup.

**Function:** Asterisks (\*) have been added to all of the required fields. If required, fields are left blank. If save is selected, an additional popup will show with the required fields still needed.

# F&B “FORCE” MODIFIERS

**Function:** There is now an option to set up a Minimum number of required selections for a Modifier Group.

**Example:** You can now require and ensure only one selection is made for “Cook Temperature”

**Navigate to:** Settings > Inventory Center > Manager Category > Action > View/Edit > Adjust Min Option Limit or Max Option Limit

Friday, 27 Oct 2023 10:02 AM Switch Course \$ 2,355.00 Nicole

REGISTER TEE SHEET STARTER SHEET ACTIVITIES VENUE MANAGER EVENTS ON

Bushwood Golf Club

Class Rate Management Course User Info Day End Closing Floor Plan General Course Info. Floor Plan Templates I-Frames Inventory Center

Add / Manage Items Inventory Modifier Groups Receive / Transfer Inventory Audit Inventory Archived Inventory Manage Category

Modifier Category	Menu Option	Selling Cost	Default Item	Action
				Create Clear

Modifier Category / Modifier	Selling Cost	Default Item	Action
▲ Promotions		Any 2	⋮
\$2 Off Appetizers	-2.00	<input type="checkbox"/>	⋮
▲ BYO Burger		Any 4	⋮
Lettuce	0.00	<input type="checkbox"/>	⋮
Onion	0.00	<input type="checkbox"/>	⋮
Tomato	0.00	<input type="checkbox"/>	⋮

COMMON MODIFIER CATEGORY Add Modifier Category

Modifier Category	Min Options Limit	Max Options Limit	availableForOnDemar	Display Sequence	Action
Promotions	1	2	<input type="checkbox"/>	-10	⋮
BYO Burger		0	<input type="checkbox"/>	-1	⋮
Meat Temp		1	<input type="checkbox"/>	0	⋮
Grip Upgrade		1	<input type="checkbox"/>	0	⋮
Beer Bucket		5	<input type="checkbox"/>	0	⋮
Topping			<input type="checkbox"/>	0	⋮
As Appetizer		1	<input type="checkbox"/>	0	⋮
Bread Type		1	<input type="checkbox"/>	0	⋮
Shaft Upgrade		1	<input type="checkbox"/>	0	⋮

# F&B MODIFIERS

**Function:** New options in the Modifier popup for “No”, “Extra”, and “On the Side”.

**Example:** If selected, these options will show on the Kitchen/Bar Receipts as well as in the KDS reducing the need to add a note.

### EDIT ORDER MENU ITEM

BYOB Burger

			Min 1	Max 1	
<b>Meat Temp *</b>			No	Extra	On Side
Rare	0.00	<input type="checkbox"/>	No	Extra	On Side
Med Rare	0.00	<input type="checkbox"/>	No	Extra	On Side
Med	0.00	<input checked="" type="checkbox"/>	No	Extra	On Side
Med Well	0.00	<input type="checkbox"/>	No	Extra	On Side
Well Done	20.00	<input type="checkbox"/>	No	Extra	On Side
<b>Bread Type *</b>			Min 1	Max 1	
White	0.00	<input checked="" type="checkbox"/>	No	Extra	On Side
Wheat	0.00	<input type="checkbox"/>	No	Extra	On Side
<b>Toppings</b>			Max 4		
Lettuce	0.00	<input checked="" type="checkbox"/>	No	Extra	On Side
Tomato	0.00	<input checked="" type="checkbox"/>	No	Extra	On Side
Onion	0.00	<input checked="" type="checkbox"/>	No	Extra	On Side
Cheese	0.00	<input type="checkbox"/>	No	Extra	On Side
Indy Cheese	1.50	<input type="checkbox"/>	No	Extra	On Side

Note

# F&B MODIFIERS

**Note:** If you currently have your modifiers listed in the individual item (example below) and would like to convert over to our new modifier window, please fill out this form **HERE** and we will follow up with next steps. Our team is here to help!

Older Version

VS

New Version

**Warning:** If you do not convert to utilizing the **Modifier Groups** option, you will **not** have the options for required selections, control the number of selections required, or break up modifier options. *Change is hard, but we are here to help to create an overall better experience.*



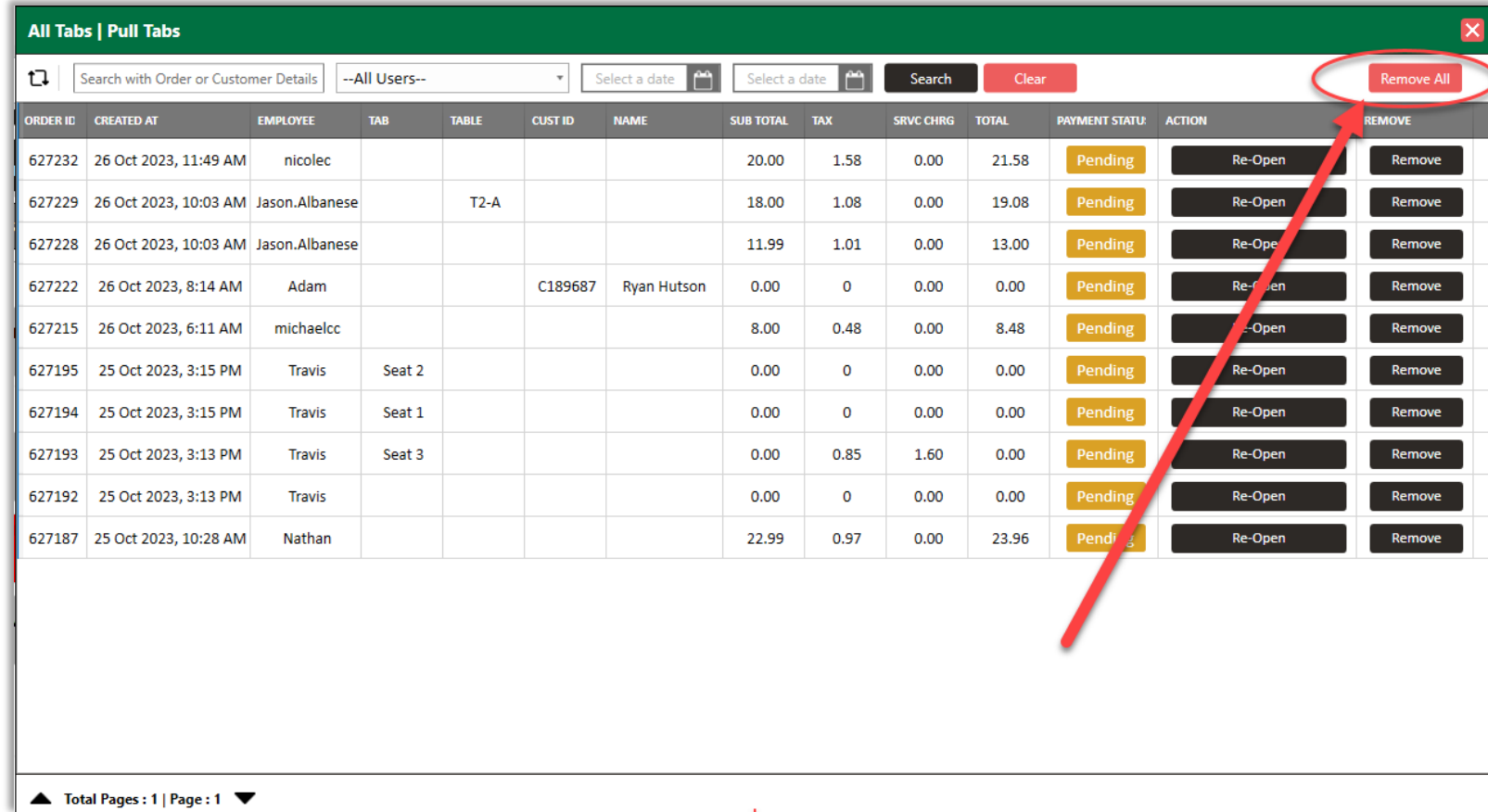
# CLEARING PULL TABS

**Navigate to:** Settings > Manage Role> Action  
> Edit Permissions

**Note:** Ensure Manager Override is toggled on  
to access this feature.

**Warning:** Clicking "**Remove All**" will  
delete **ALL** tabs, regardless of any filters  
currently applied.

**Function:** New Permission with **Manager Override** to clear all of  
the current Tabs from the Pull Tabs tool.



ORDER ID	CREATED AT	EMPLOYEE	TAB	TABLE	CUST ID	NAME	SUB TOTAL	TAX	SRVC CHRG	TOTAL	PAYMENT STATUS	ACTION	REMOVE
627232	26 Oct 2023, 11:49 AM	nicolec					20.00	1.58	0.00	21.58	Pending	Re-Open	Remove
627229	26 Oct 2023, 10:03 AM	Jason.Albanese		T2-A			18.00	1.08	0.00	19.08	Pending	Re-Open	Remove
627228	26 Oct 2023, 10:03 AM	Jason.Albanese					11.99	1.01	0.00	13.00	Pending	Re-Open	Remove
627222	26 Oct 2023, 8:14 AM	Adam			C189687	Ryan Hutson	0.00	0	0.00	0.00	Pending	Re-Open	Remove
627215	26 Oct 2023, 6:11 AM	michaelcc					8.00	0.48	0.00	8.48	Pending	Re-Open	Remove
627195	25 Oct 2023, 3:15 PM	Travis	Seat 2				0.00	0	0.00	0.00	Pending	Re-Open	Remove
627194	25 Oct 2023, 3:15 PM	Travis	Seat 1				0.00	0	0.00	0.00	Pending	Re-Open	Remove
627193	25 Oct 2023, 3:13 PM	Travis	Seat 3				0.00	0.85	1.60	0.00	Pending	Re-Open	Remove
627192	25 Oct 2023, 3:13 PM	Travis					0.00	0	0.00	0.00	Pending	Re-Open	Remove
627187	25 Oct 2023, 10:28 AM	Nathan					22.99	0.97	0.00	23.96	Pending	Re-Open	Remove

▲ Total Pages : 1 | Page : 1 ▼

# USER-SPECIFIC VOID WINDOWS

**Navigate to:** Settings> Manage Roles> Action > Settings> Enter Void Window

**Function:** Enables setting custom time frames by days for employees to void transactions, adding flexibility while minimizing the risk of misuse.

**Note:** If no value is entered here, it will default to the global setting found in the Register Settings. The setting remains unchanged unless the 'void window' is activated.

USER ROLE	ACTION
Super Admin	...
Accounting	...
test	...
TopGolf	...
NO F&B	...
Golf	...
F&B	...
ProShop	...
BarTender	...
Toms Role	...
Tee Sheet Only	...
Langdon	...
Sun Course Test	...
golfink	...
Paloma	...
Supreme Test	...
POSLink	...
Public Course Register	...
Closing Test	...
Time Clock Only	...

## ADD ROLE SETTINGS

Void Window

**Add**

# COST + %” DISCOUNTS

Navigate to: Settings > Register Settings > Discounts

**Function:** A new option exists when creating a new Discount Type for “Cost + %.” When this Discount Type is used in the Register, it will only apply to Items that have an actual Item Cost tied to them.

**Example:** Great for Employee Discount options now allowing Cost + %.

**Note:** If an Item has a \$0 Cost, then there will be no Discount applied to that Item.

The screenshot shows the Club Caddy software interface for Bushwood Golf Club. The 'Discounts' settings page is active, displaying a table of existing discounts. An 'ADD DISCOUNT' dialog box is open, showing a dropdown menu for 'Type' with 'CostPlusPercent' selected. The table below lists various discounts with their respective names, percentages, dollar amounts, and types.

Name	% Discount	\$ Discount	Type	Action
Cost + 5%			CostPlusPercent	View/Edit Delete Discount Schedule
Comp			Percent	View/Edit Delete Discount Schedule
Pub Club \$1 Off Draft Beer			Fixed \$	View/Edit Delete Discount Schedule
Employee (Worked)			Percent	View/Edit Delete Discount Schedule
Veteran			Fixed \$	View/Edit Delete Discount Schedule
Military Range Balls			Fixed \$	View/Edit Delete Discount Schedule
Military Golf Rate Discount			Percent	View/Edit Delete Discount Schedule
Redwater			Percent	View/Edit Delete Discount Schedule
Employee D			Percent	View/Edit Delete Discount Schedule
High 5 Discount		5.00	Fixed \$	View/Edit Delete Discount Schedule
Redemption		5.00	Fixed \$	View/Edit Delete Discount Schedule
Member GF	25.00		Percent	View/Edit Delete Discount Schedule
Half Off	50.00		Percent	View/Edit Delete Discount Schedule
Employee Discount	80.00		Percent	View/Edit Delete Discount Schedule

# TIPS MANAGER HAS BEEN ADDED INTO SHARE TIPS TOOL

**Function:** Employees can go to the *Share Tips Tool* to add AND share tips instead of having to go to *Tips Manager* first.

**Example:** Under the charge tips tab, you can consolidate the process and no longer have to go to the *Tips Manager* first, eliminating a few additional steps! Additionally, this will only show orders associated with that employee.

Share Tips Tool

TIPS SHARING | Employee Name : **Nicole Test**

From : 2023-10-26 3:00:00 AM To : 2023-10-27 2:59:59 AM

CashTip : \$ 0.0      NonCashTip : \$ 0.0      TotalTip : \$ 0.0      TipShared : \$ 0.0      TipBalance : \$ 0.0

Cash TipsCharge TipsTips SharingTips Ledger

Amount :

Submit

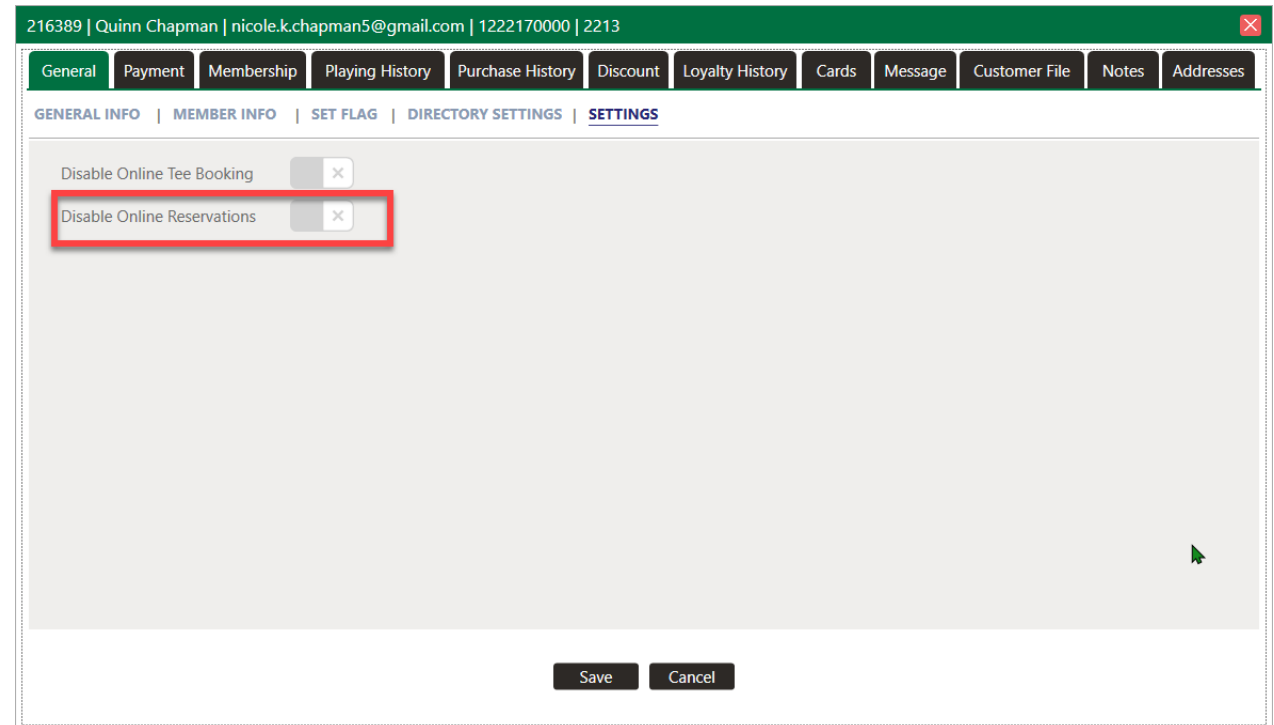
CASH TIP ADDED TO	AMOUNT	CREATED AT

▲ Total Page:0 | Current Page:0 ▼

# PREVENT CUSTOMERS FROM ONLINE BOOKINGS

Navigate to: Customer Profile > Settings

**Function:** Users can disable the ability for individual customers/members to make online reservations.



# ACTIVITY BOOKING EMAIL CONFIRMATION

**Function:** Confirmation emails will now display the booked Resource (Simulator Bay 2, Pickleball Court 3, etc.)

Hi Bryce Chapman

Your Reservation has been successfully Booked at Bushwood GC - Main 18

## Activity Detail

Course	Bushwood GC - Main 18
Booking Number	221221
Booking	BAY 5
Activity Date	10/12/2023
Activity Time	12:00 PM
Payment Type	

Name	Rate Type	Price
Bryce Chapman	1 Hour WD	\$ 55.00
		Booking Total: \$ 55.00
		Tax: \$ 0.00
		Promo Code Discount: \$ 0.00
		Convenience Fee: \$ 0.00
		<b>Total Amount: \$ 55.00</b>
		Due Online: \$ 0.00
		Due at Course: \$ 55.00

Best.

# SAVING CREDIT CARD - ONLINE BOOKINGS

**Function:** When making a Booking or Registering for an Event online, Customers can save their Credit/Debit Card to their profile. This will enable them to use that card in the future without having to re-enter the card information. It will also enable the “Pay by Customer Wallet” functionality in the Register.

Hi Nicole | Sign Out

### CLUB CADDIE CHECKOUT

CARD PAYMENT | MEMBERSHIP PAYMENT

Enter Card Details:

Card Number:

Expiration Date:  -

CVV:

Debit Card

Billing Information:

Name on card:

Billing Address:

Select country:  | Select state:  | Zipcode / Postal Code:  | 10 Digit Mobile:

Enter your phone number in case we need to contact you.

Tokenize and save my card for future use.

By submitting your payment, you agree to Club Caddie Inc. Terms and Conditions.

SUBMIT PAYMENT

Tee Time Information

Date: Mon, Oct 09 2023

Start Time: 06:20 PM

Players: 1

Green Fees: \$0.01

Tax: \$0

Total: \$0.01

EDIT BOOKING

Do you have a voucher? Click the search icon to see available vouchers.

Enter Voucher Number:

Balance amount to pay: \$0.01

Enter Card Details:

Card Number:  5454 Expires: 3/2025 Enter CVV

Card Number:  5454 Expires: 2/2025 Enter CVV

Card Number:  5454 Expires: 2/2024 Enter CVV

Card Number:  54\*\*\*\*\*5454

Expiration Date: January 2024

CVV: 654

Debit Card

Billing Information:

Billing Information Will Populate

Personal Info

Personal Info Personal Info Personal Info Personal Info

Enter your phone number in case we need to contact you regarding your upcoming tee time.

Tokenize and save my card for future use.

Activate Windows Go to Settings to activate Wind

Friday, 20 Oct 2023 12:03 PM Switch Course

REGISTER TEE SHEET STARTER SHEET ACTIVITIES

Bushwood Golf Club

**PAYMENT BREAKDOWN**

10/20/2023 10/20/2023 Custom

Payment Type	Earned Revenue	Unearned Revenue at	Total A
Cash	\$240.43	\$0	\$240.43
Credit Card	\$0.00	\$0	\$0.00
ACH	\$0.00	\$0	\$0.00
Membership ID	\$41.52	\$0	\$41.52
Gift Voucher	\$0.00	\$0	\$0.00
Refund Voucher	\$0.00	\$0	\$0.00
Raincheck Voucher	\$0.00	\$0	\$0.00
Checks	\$0.00	\$0	\$0.00
Event Deposits	\$0.00	\$0	\$0.00

Powered by Club Caddie Pro Shop 1 [Chat](#) | [Knowledge](#)

## SEPARATING OUT ACH AND CREDIT CARD REVENUE

**Navigate to:** Reports > Daily Course Summary, Terminal Summary, and Payment Summary

**Function:** ACH has now been added as a separate line item for more precise reporting in the *Daily Course Summary*, *Terminal Summary*, and *Payment Summary Reports*.

**Note:** For those clients using the GL Code Report, there is a new Transaction Type in Settings → QuickBooks Integration → Journal Entry Setup for “ACH” that will need to be mapped if you collect Dues via ACH